

“How To Get 100 Free Visitors Every Day To Any Website You Want With Only 10 Minutes Work A Day Or Less!”

***This Free Report Brought To You By A Proud Member Of
www.StartMyTraffic.com***

Congratulations! You have Free Giveaway Rights to this PDF!

You may share this PDF with anyone you want to online. The only restriction is **you can't modify the contents** in it. Give it away to your subscribers, your twitter followers or as a bonus on your thankyou page!

You might be interested in getting the **free re-brand rights** to this report first so you can be a part of this brilliant free viral marketing system and get a ton more free traffic for yourself.

Keep reading for full details!

Legal stuff:

The Publisher has striven to be as accurate and complete as possible in the creation of this report, notwithstanding the fact that he does not warrant or represent at any time that the contents within are accurate due to the rapidly changing nature of the Internet.

While all attempts have been made to verify information provided in this publication, the Publisher assumes no responsibility for errors, omissions, or contrary interpretation of the subject matter herein. Any perceived slights of specific persons, peoples, or organizations are unintentional.

This book is not intended for use as a source of legal, business, accounting or financial advice. All readers are advised to seek services of competent professionals in legal, business, accounting, and finance field.

Introduction

Congratulations! You're about to discover a **100% free viral traffic system** that is so powerful yet so simple that anyone can do it in one afternoon and see the results almost instantly!

It's so simple that you might think it's 'too simple' to work but trust me, if you follow the steps you will soon be a believer!

The whole system revolves around a free website advertising resource at www.StartMyTraffic.com

But don't sign up there yet!

Joining StartMyTraffic.com is only the first part of this amazing system.

What is StartMyTraffic.com?

Start My Traffic, or SMT as I like to refer to it is an **all-in-one website advertising system** for internet marketers who mainly want to advertise their 'business opportunity' but can be used for any niche.

It's totally free to join and you can start advertising your sites and banners etc right away.

You get 50 free website hits, 200 banners and 200 text link impressions just for joining!



Some of the ways SMT will generate traffic for you is with it's...

Manual Website Surf Exchange – simply put, you browse other members' websites in exchange for them viewing your website(s). When you join and activate your account, you will be able to add the URLs of your favourite websites and/or affiliate links.

Banner Ad Exchange system – banner advertising is still a very effective way to advertise online. As soon as you join SMT, you may add your banner ads (big range of banner sizes accepted) for your websites or affiliate programs.

Text Link Ad Exchange system – you only have to look at the likes of Google to see that text link ads work! SMT has a similar text link advertising system in place. As soon as you join, you can create your text link ads and have them displayed to members surfing and on various other websites around the web.

And that's just for starters! There are a ton of cool features available for you to us free of charge as a member of Start My Traffic. You can also purchase traffic at very affordable rates.

But, the real 'effortless' traffic comes when you invite others to join SMT!

Start My Traffic has a built-in affiliate/referral system that is perhaps the most powerful feature of all – and again it's free for all members!

When you join SMT, a unique referral link is generated for you on your 'Make Money' page. And with that referral link you can invite others to join SMT under you in your 'downline'.

under you with your referral link and...

For Every Person You Refer, You'll Get...

- ★ 25 Free Website Hits,
- ★ 50 Free Banner Impressions, &..
- ★ 50 Free Text Ad Impressions!

You get all that advertising added to your account INSTANTLY!

The more people you refer, the more traffic you get. Actually, you will earn more credits than you think because you also get rewarded with bonus credits when your referrals surf.

You simply can't beat that for auto-pilot free traffic!

And if that's not enough, you will earn **50% commissions on all upgrades and advertising purchases** made by your direct referrals!

For every person you invite to SMT and place in your downline, you will earn...

- 25 free website credits,

- 50 free banner impressions, and
- 50 free text link ad impressions

There is actually more to it than just free credits when you refer others.

You also earn bonus credits when your downline members surf and you can earn 50% real cash commissions of any upgrades and purchases your direct referrals make.

But this report is not about how to make money, it's about how to get 100 free visitors a day. Of course any money made along the way is an extra bonus!

So can you see how powerful referring others can be for getting a ton of free automated traffic?

Just 4 sign ups a day is all you need and you will have your 100 website visitors a day!

So the next question is, how do you get 4 sign ups a day?

Well, I'm going to show you a very simple plan to get 4 sign-ups a day with a brilliant system that you can set up in one afternoon and will work for you on auto-pilot 24/7!

The “4 Sign-Ups-A-Day” Plan!

Getting 4 people to sign up is going to be very easy!

In a nutshell, you'll get your 4 sign ups a day by rebranding this report with your unique referral ID and giving it away so others can follow the system!

For one, **everyone wants free traffic** and when they see that they can easily duplicate this system for themselves there will be no stopping them joining up under you!

[Click Here To Re-Brand This Report For Free!](#)

Click on the link above to sign up to SMT and access your free 'one click' Viral PDF rebranding tool!

You can then give away copies of your branded report and when others see how easy and effective this system is, they will want to copy you, resulting in free traffic for you and free traffic for them.

It's a real win-win situation!

But, rebranding this PDF is only the first step to your “4-sign-ups-a-day” plan. I will show you how to give away copies of your free report so getting your 100 hits a day will be walk in the park.

NOTE: When you sign up to SMT, make sure you verify your email by clicking the verify link in an

email you get from the site and then continue to log in. Don't worry about activating your account or adding your websites, banner ads etc. at this stage. There will be plenty of time to do that later.

Go and download your Viral PDF Kit which you'll find the link for on the 'Make Money' page inside the members area and do through the steps to rebrand your PDF.

Then come back here to see how to give away your Viral PDF.

STOP HERE!

*I highly recommend you stop here and come back to this report only **AFTER** you....*

1. Sign up for your free account with StartMyTraffic.com (1 minute)
2. Verify your email address (30 secs)
3. Download the Viral PDF kit (30 secs)
4. Go through the re-brand process (run the software, save your branded PDF) (10 minutes)

Once you have your rebranded Viral PDF, we can then move on to creating your 'engine' that will make it easy to give away your Viral PDF and get 4 sign-ups a day!

How To Give Away Copies Of Your Free Viral PDF

To get 4 sign ups a day, you're going to have to find a way to give away your viral PDF and get them to read it. Once they start to read it, your job is done. The report will then lead them the rest of the way!

How many copies do you think you need to give away to get 4 people to sign up?

I would love to say that *everyone* who downloads and reads this report will sign up and jump on the train, but in reality, I'd say that 50% to 70% of people will. Still a very good number!

So let's just say you need to give 8 copies away per day. **Just 8!**

How hard can giving away 8 free PDFs a day be?

Not very hard at all and I'm going to show you..

1. How to set up your free 'landing page' for your free report (including free hosting for your PDF) and
2. How to get visitors to that landing page – again, for free but will require a little bit of time each week to keep the traffic up.

Of course this step is optional. If you have your own website already then you can give your branded viral pdf away from there or if you have an autoresponder, you can add a follow up email to it with a link to your branded pdf.

But if you don't have a website, these steps will help you create an effective landing page for free!

Creating Your 'Landing Page' (30 minutes or less)

A landing page is a web page that you'll create which will explain and compel people to download your Viral PDF. It's also the page that you'll be sending your visitors to so they can download it and start the viral process.

For this step, **you don't need to have a website, you don't need to pay for hosting** or anything like that. And you don't need to know anything about building web pages.

The system that I'm going to show you is so easy to do that anyone can do it in less than 30 minutes.

The only thing you will need is a free account with our good old friend Google!

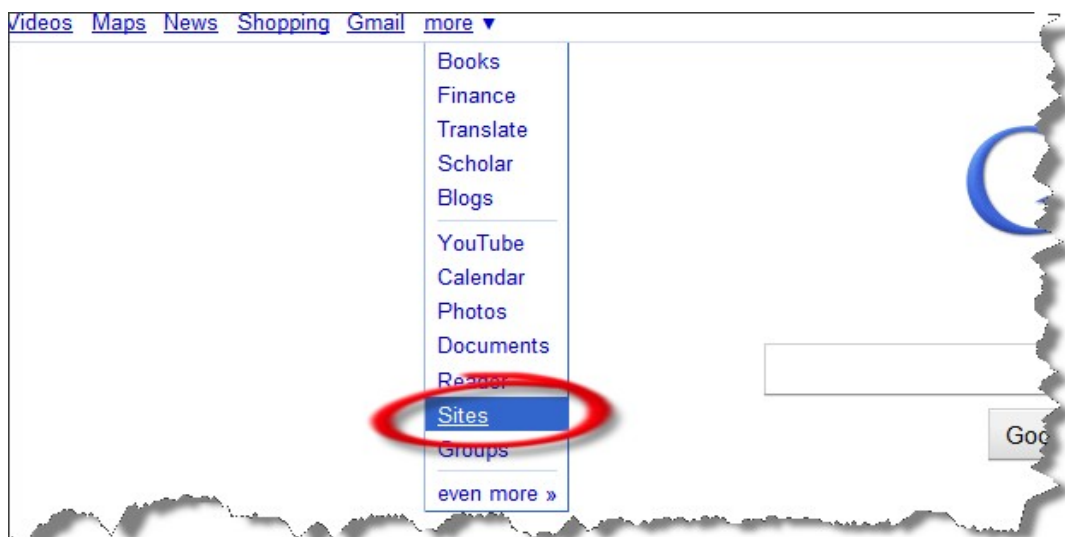
[Get a **Free Google Account here** \(or sign in if you have one already\)](#)

If you don't have a Google account already, I suggest you go now and sign up. Google is going to host your viral pdf and host your landing page, all for free! So that's the first step, go sign up with Google!

Once you've logged into your Google account, the first thing you want to do is create your free landing page using **Google Sites!**

It's a really simple process. If you can use Word or similar text editor, then you can use this. Here are the steps to take to create your free Google Site landing page in around 5 minutes.

Step 1. After logging in, go to “more > Sites” which you'll find at the top of the page.



Step 2. Then click on the button on the top left hand side that says “Create new site”.

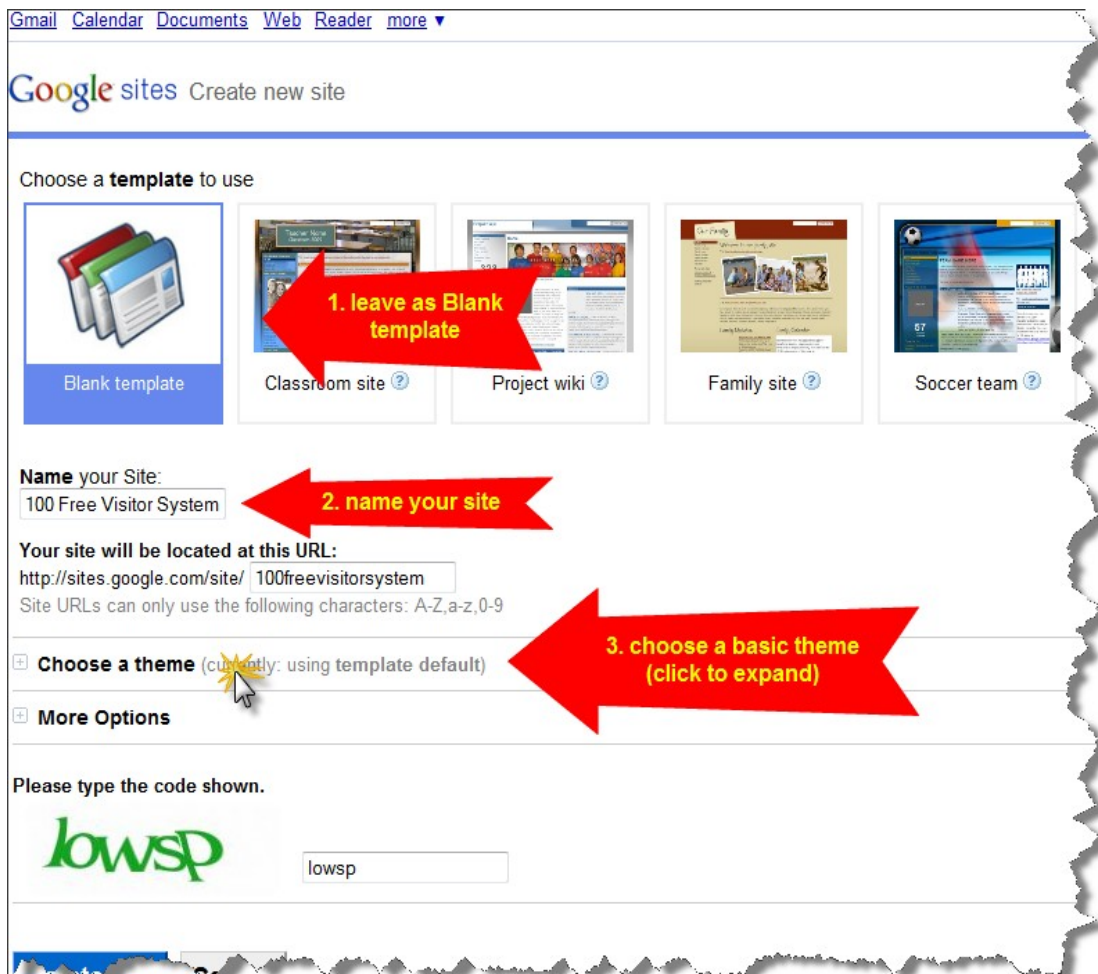
[Gmail](#) [Calendar](#) [Documents](#) [Web](#) [Reader](#) [more](#) ▼

Google sites

Create new site

Step 3. You'll then come to the site creation page. Fill out the information similar to what I have done here. Fee free to choose an original name for your site e.g. "Greg's 100 Free Visitors A Day System"

NOTE: Make sure you leave the site as "Blank template".



Gmail Calendar Documents Web Reader more ▼

Google sites Create new site

Choose a **template** to use

Blank template Classroom site Classroom site Project wiki Family site Soccer team

Name your Site:
100 Free Visitor System

Your site will be located at this URL:
http://sites.google.com/site/100freevisitorsystem
Site URLs can only use the following characters: A-Z, a-z, 0-9

Choose a theme (currently: using template default)

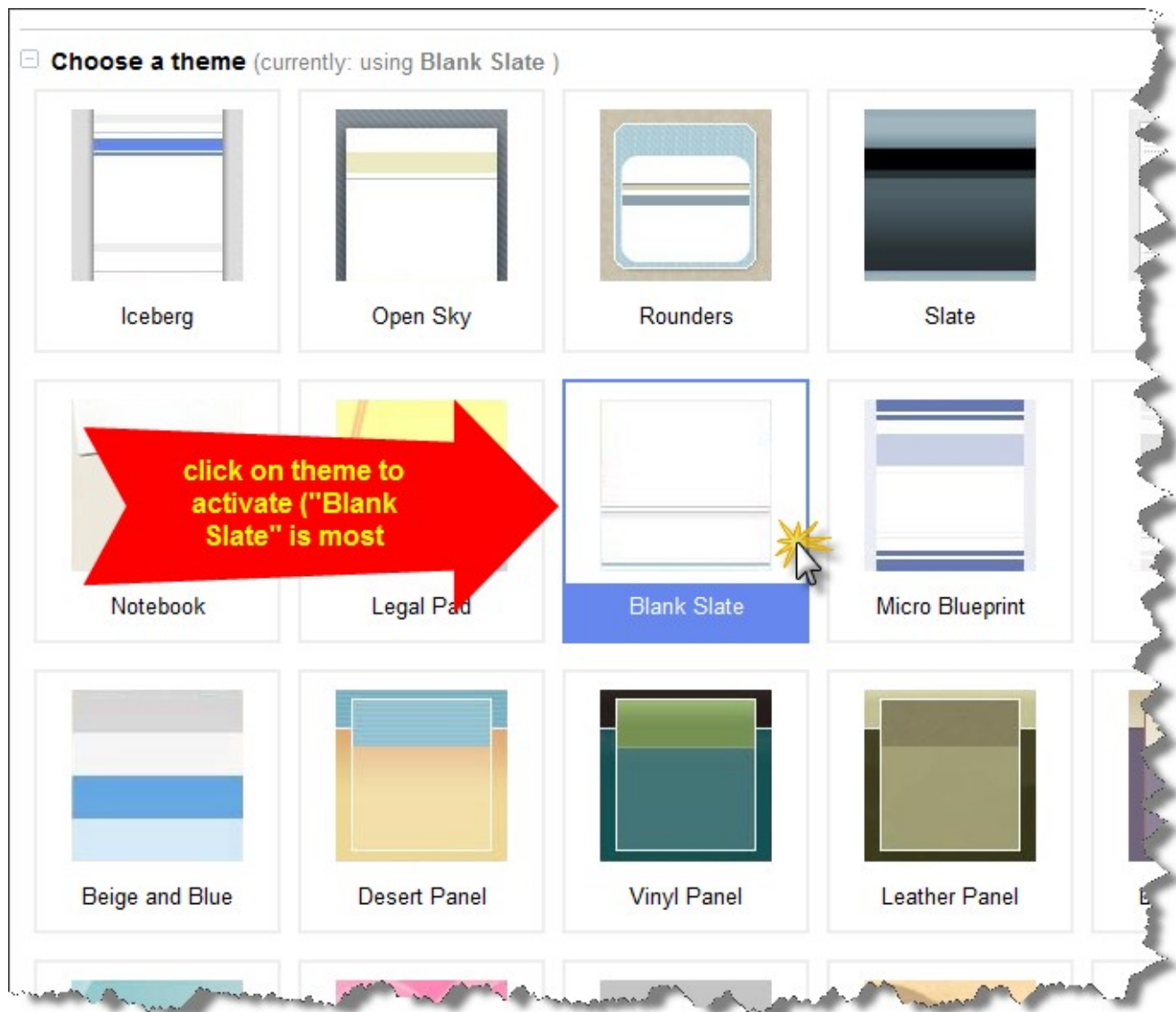
More Options

Please type the code shown.

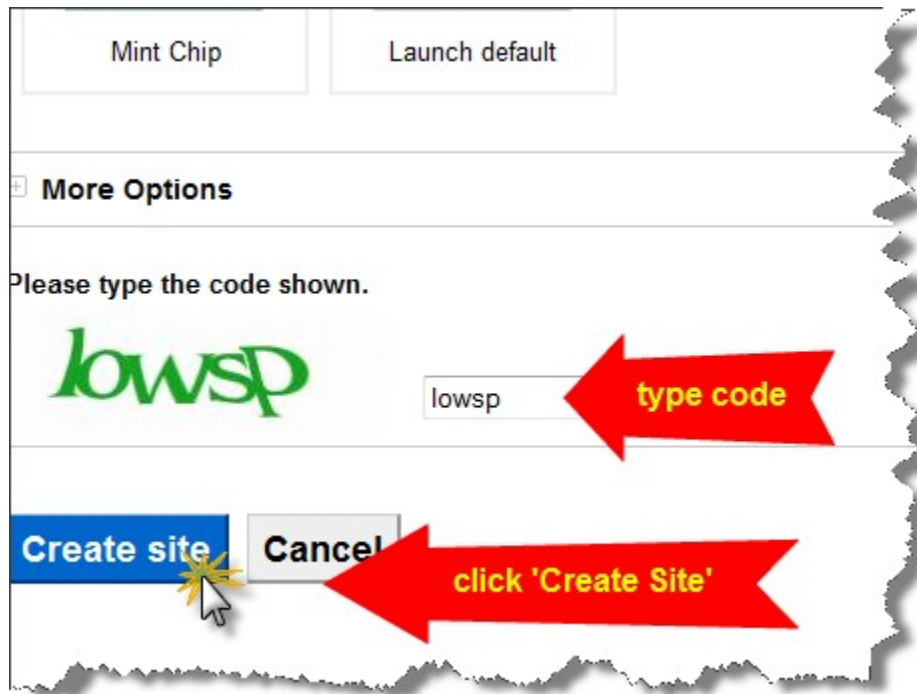
lowsp lowsp

Step 4. Choose your theme. I highly recommend the "Blank Slate" theme. You're landing page doesn't need to be pretty. The more simple and fewer distractions you have on it the better. Let the

words and your download link on the page do the work.



Step 5. Create site. Make sure you type in the captcha letters and then click on the big blue button here to create your site. Next we're going to add the text and download link to your landing page.



Step 6. At the next page, click on the “Edit page” button in the right top corner.



Step 7. Create the ad copy on your page.

(Hint: Swipe my sample landing page copy from the .doc file inside [this zip file](#) by simply copying and pasting it to save you time- but feel free to modify or add your personal touch to it :))

Remember to **save your page** after you've got the copy in place.

NOTE: We're going to come back and change the text "Click Here To Download The Report" into a hyperlink that will link to your branded PDF after the next few steps so leave this window open.

The screenshot shows a web editor interface for a landing page titled "100 Free Visitor System". The page content includes a navigation menu with "Home" and "Sitemap", a search bar, and a main headline: "Amazing Free Report Reveals... The Fastest & Easiest Way To Get 100 Free Visitors Per Day To Any Website You've Ever Seen!". Below the headline, there is a sub-headline: "No Sign Ups - No Email Opt-in Required! Download The PDF Directly From This Page & Discover This Crazy Simple System Instantly!". The main body of text starts with "Dear Marketer," and describes a system for getting 100 free targeted visitors per day. It includes a call to action: "Click Here To Download The Report" with a note "(links directly to PDF file)". A final paragraph states: "The best thing about this system is that it's totally free forever, no hidden costs, so easy to duplicate and you can not fail with it! Try it out and I guarantee you will not be disappointed." Two red callout boxes with arrows point to specific elements: one points to the main headline and body text with the instruction "1. insert your headline and body of the copy. (use the editor to make it look like this)", and the other points to the "Save" button in the top right corner with the instruction "2. save your page".

Congratulations! Landing page creation done!

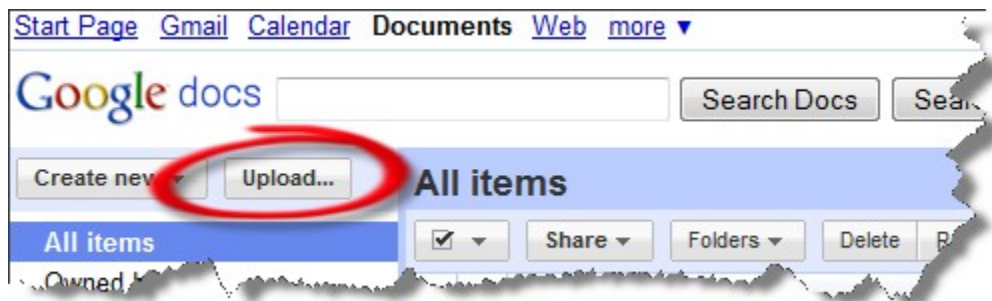
The next step is uploading your Viral PDF and adding the download link to your landing page.

Step 8. Uploading your branded Viral PDF to Google Docs. Google will let you upload your pdf and host it for you so others can download it.

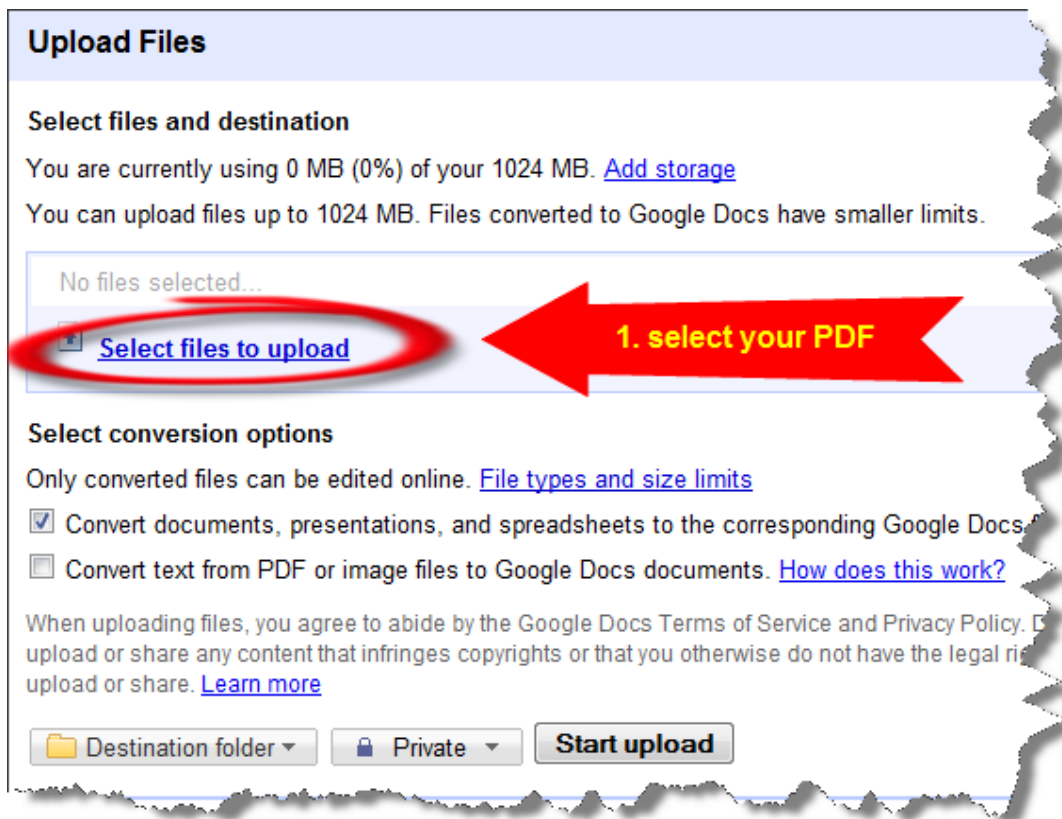
Look at the top menu while you're logged into Google for the “Documents” page and go there.



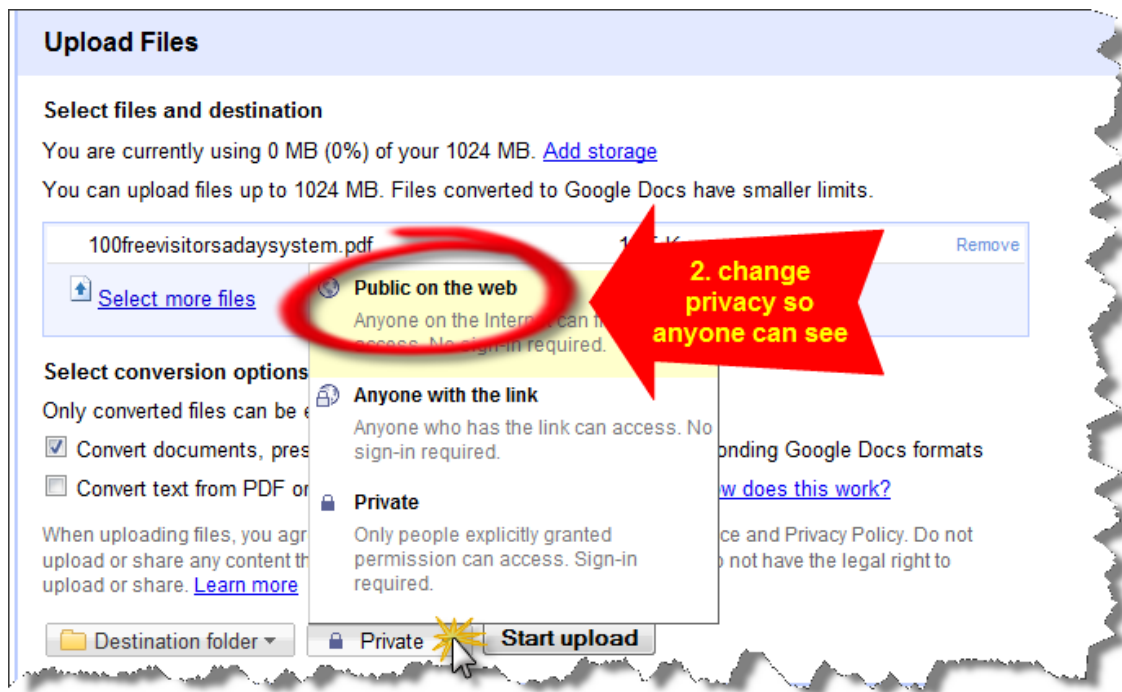
Step 9. Click on the “Upload...” button in the top left corner.



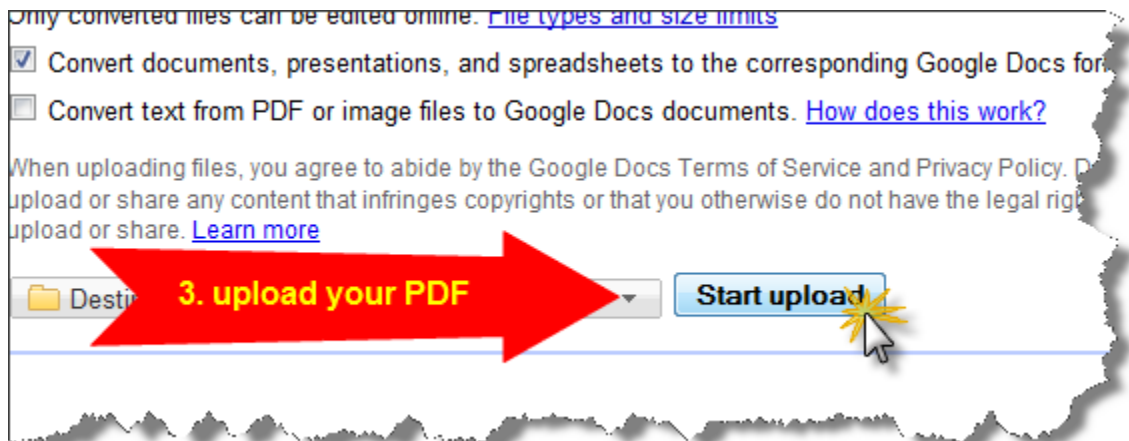
Step 10. Click on the “Select files to upload” link and browse your hard drive and select your branded SMT viral pdf.



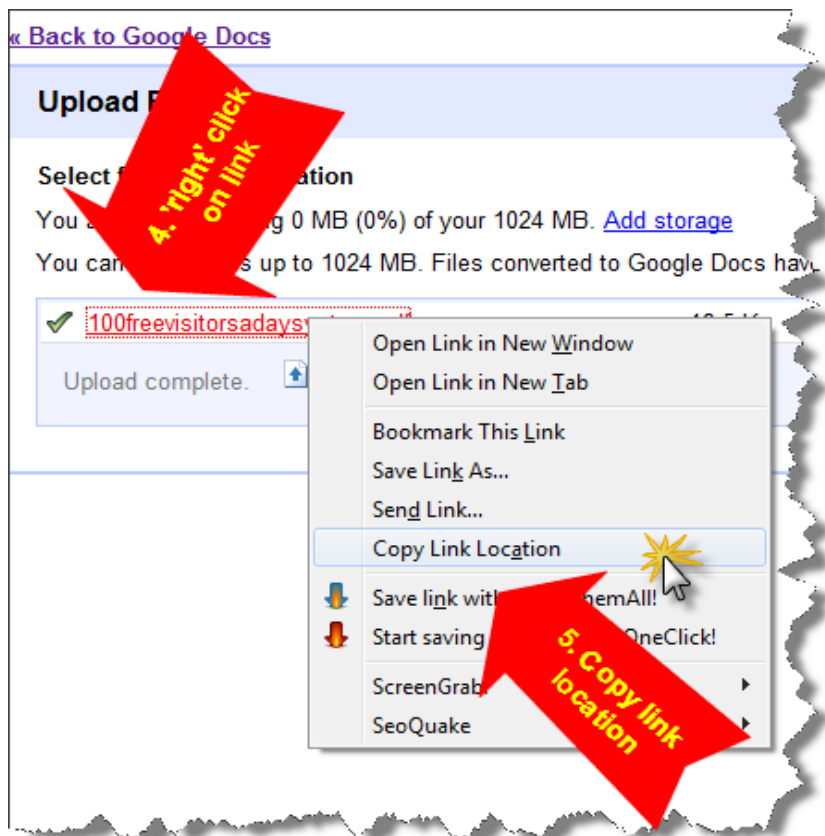
Step 11. Change the privacy level on it by first clicking on the “Private” button at the bottom and then selecting “Public on the web”. We want to allow anyone to view your viral PDF.



Step 12. Then click on “Start upload” to upload your report to Google docs.



Step 13. Grab the url to your pdf by 'right clicking' on your mouse over the link and selecting “Copy Link Location”. The url will then be saved to your clipboard and ready to be pasted into the download link on your landing page.



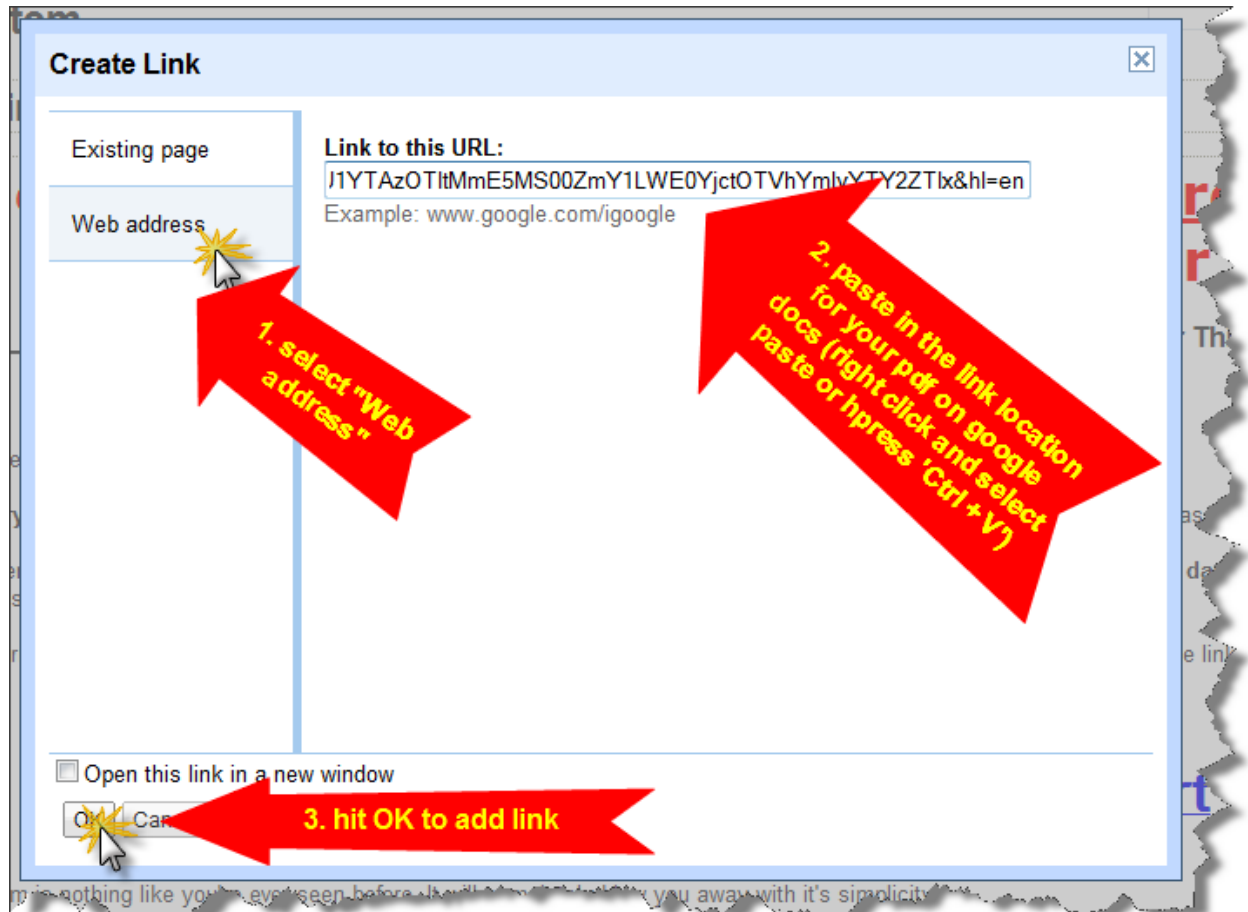
Step 14. Go back to your Google Site landing page and click on the edit button again.



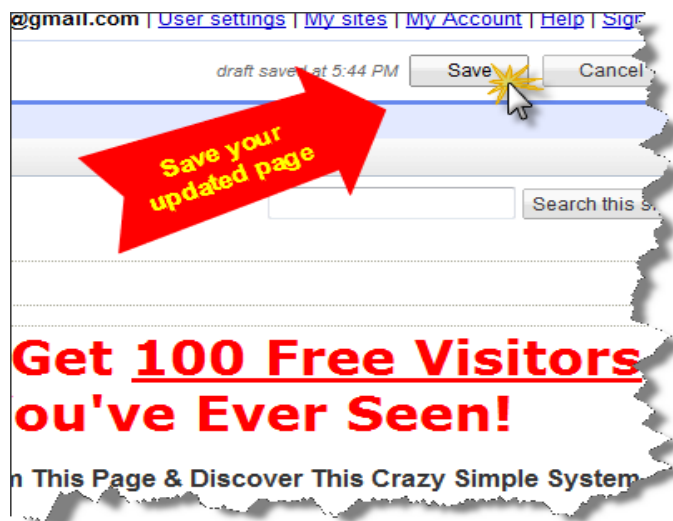
Step 15. Hyperlink the line “Click Here...” by highlighting it and then selecting the 'Link' button from the top of the editor.



Step 16. Select “Web address” and then paste in the location of your PDF on Google docs. Hit OK to complete this step.



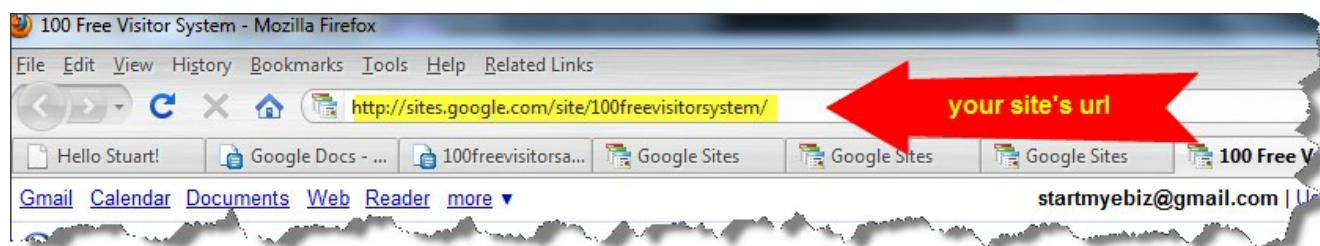
Step 17. Save your page again.



Congratulations! Your landing page is now complete with your download link to your Viral PDF and you are ready to send people!

Step 18. Right after saving your page, you'll find the URL to your landing page in the address bar of your web browser.

It's a good idea to **bookmark it or write it down** somewhere for easy future reference as this is going to be the page that you want to send visitors to so they can download your viral pdf.



Which leads us on to the next stage – getting visitors to your landing page!

Getting Visitors to Your Landing Page! (10 minutes a day)

So now that we have the engine built to give away your free viral PDF, we need the fuel. And that fuel is getting traffic. As you know, all internet businesses thrive on traffic.

As I mentioned earlier, you'll probably need to give away 8 copies of your report to get your 4 sign ups a day. So how many visitors a day do you need to give away 8 downloads a day?

Similarly, we could probably expect 50% of visitors to the landing page will click to download your report. And that's being extra conservative. You could well get close to 100% from very targeted traffic.

So let's put a rough number on it and say you need to get **20 visitors to your landing page per day.**

Just 20! I'm sure you could get 20 visitors a day without any help from me, but if you're not sure, I'm going to share some cool ideas to get 20 visitors a day.

Free Traffic Generation Methods

- Twitter (tweet your link a few times a day)
- Facebook (post your link, create a fan page, create a group etc)
- Forum signatures (warrior forum, digital point forum, money maker discussion forum, etc)
- Email signatures
- Youtube videos
- Squidoo lenses, Hubpages, Gather.com etc.

- Traffic exchanges (not StartMyTraffic.com because that will be redundant)
- Free classified ads (Usfreads.com, craigslist.com etc)
- Social bookmarking (stumble upon, digg, mixx, newsvine, etc)
- Article submissions (ezinearticles.com etc)

Paid Traffic Generation Methods

If you've got some money to invest in advertising, you can get a heap of cheap traffic with things like...

- PPV (per per view at places like buysellads.com)
- PTC (paid to click at places like planet-traffic.com)
- Solo email ads
- Ezine/newsletter ads
- Banner ads

Now I'm sure that you can get at least 20 visitors a day to your landing page by doing some of those for a few minutes a day.

But of course why stop at just 20? The more visitors you can get, the more sign ups and more advertising credits at SMT you can get!

But remember, it's super important to send traffic to your landing page.

Because getting just **20 hits a day** to your landing page can easily **turn into 100 hits a day** for you to use on any website you like thanks to the viral power of this system.

So, if you haven't done it yet...

[Sign Up & Access Your Free 'One Click' Re-brander Tool For Your Own Copy Of This Viral PDF From StartMyTraffic.com Now!](#)

That is the first step to grasping **this amazing system for generating 100 free visitors a day** with 10 minutes work a day.

All the steps are laid out here for you and you can get this system set up **in less than 30 minutes**, so get started and experience the power of this system for yourself!

Thanks again and best wishes!

This free report brought to you by a proud member of www.StartMyTraffic.com